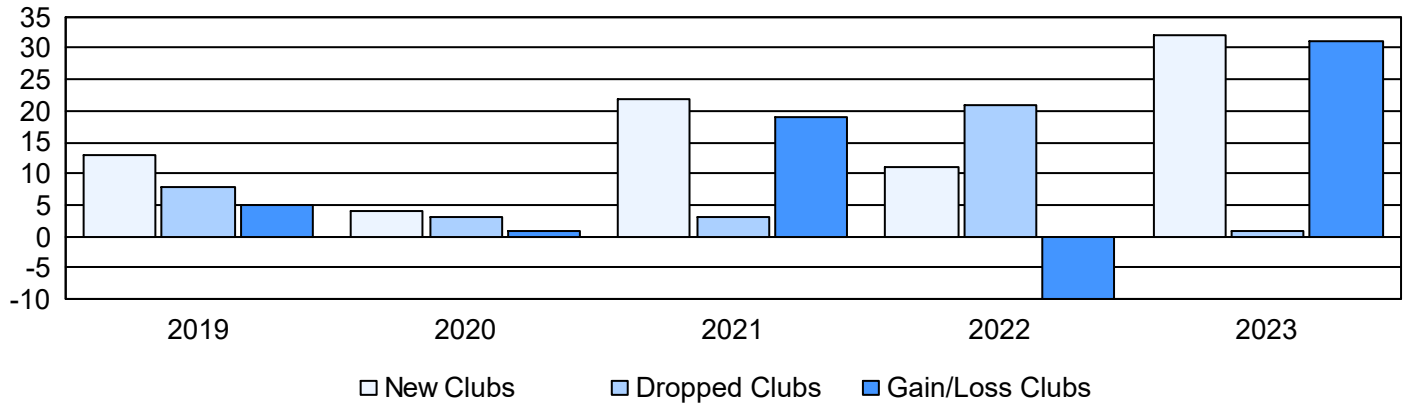
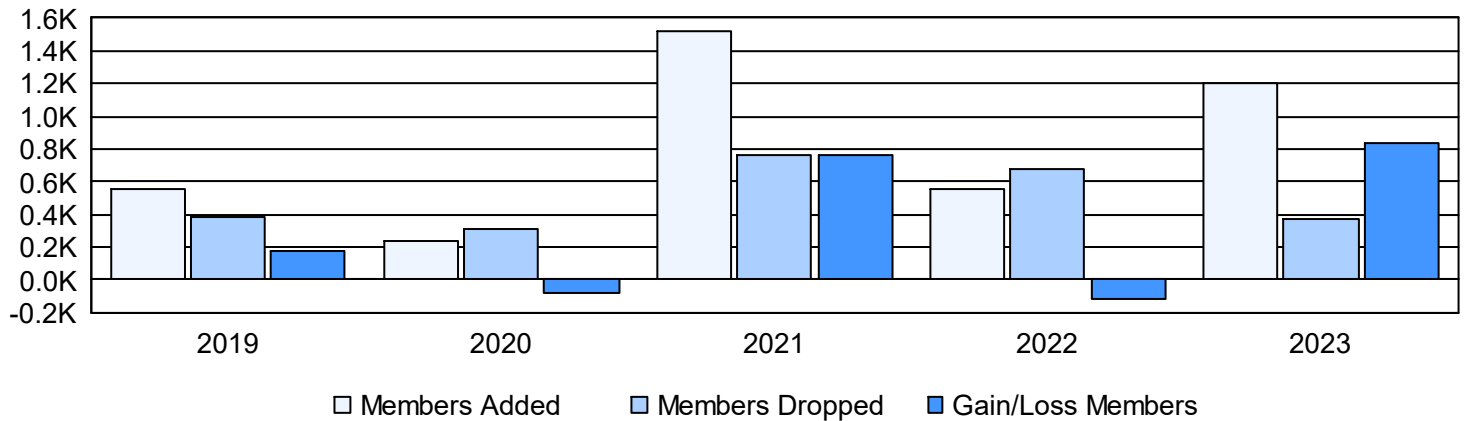


Year	New Clubs	Dropped Clubs	Gain/ Loss Clubs	New Members	Charter Members	Reinstate Members	Transfer Members	Total Member Added	Total Members Dropped	Gain/ Loss Members
2018-2019	13	8	5	173	297	73	10	553	379	174
2019-2020	4	3	1	85	110	23	14	232	306	-74
2020-2021	22	3	19	763	594	48	119	1,524	767	757
2021-2022	11	21	-10	219	304	31	7	561	676	-115
2022-2023	32	1	31	410	716	69	6	1,201	370	831
Average	16	7	9	330	404	49	31	814	500	315

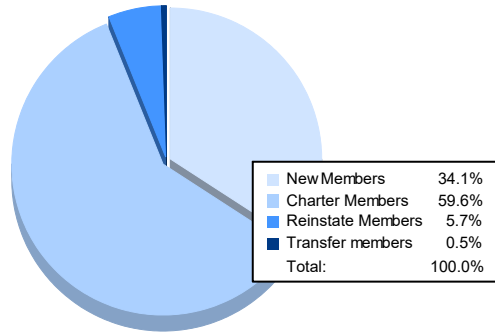
Clubs



Members



Membership Composition June 2023 Cumulative



Gender Composition June 2023 Cumulative

